



International Construction Equipment
301 Warehouse Drive
Matthews, NC 28104
Phone: 704 821-8200
Email info@iceusa.com

ICE® Model 416L Hydraulic Vibratory Driver/ Extractor with Model 350E Power Unit



The most popular vibratory hammer for international clients since 1974.
Narrow throat width for U-shaped sheet piles.
Up to 40 tons (356 kN) line pull for extraction.

350 HP (261 kW) CAT C9 Tier 3 (State IIIA) engine meets all EPA & EU emission regulations.

Up to 3,750 lbs (1701 kg) of optional bias weights increase pile penetration rates in difficult soils.

Full range of clamps available for sheet piling H-Beams, pipe & caissons and timber & concrete piles.

Computer controls on power unit reduce fuel consumption, pinpoint repair needs, while providing diagnostics and logs.

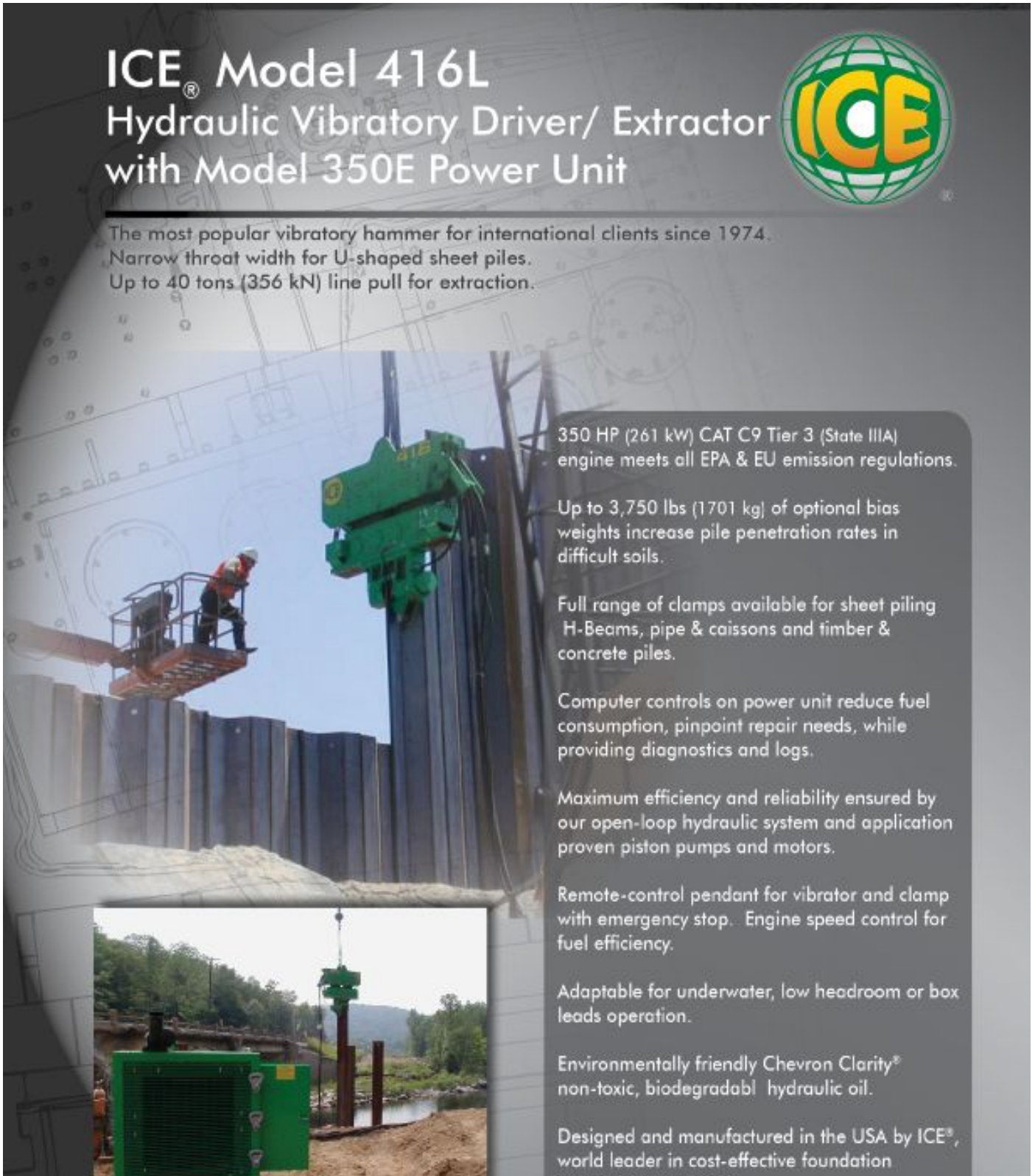
Maximum efficiency and reliability ensured by our open-loop hydraulic system and application proven piston pumps and motors.

Remote-control pendant for vibrator and clamp with emergency stop. Engine speed control for fuel efficiency.

Adaptable for underwater, low headroom or box leads operation.

Environmentally friendly Chevron Clarity® non-toxic, biodegradable hydraulic oil.

Designed and manufactured in the USA by ICE®, world leader in cost-effective foundation

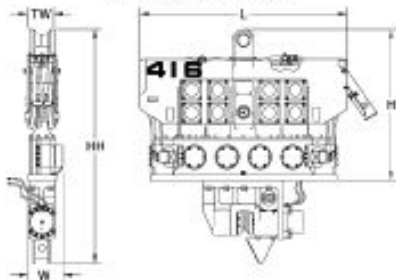


INTERNATIONAL CONSTRUCTION EQUIPMENT, INC.

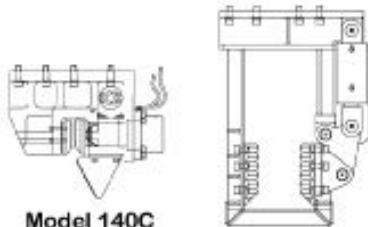
ICE® Model 416L Hydraulic Vibratory Driver/ Extractor with Model 350E Power Unit



Dimensions



Clamps & Accessories



Model 140C Sheeting Clamp

Clamping force
140 tons, 1245 kN
Weight
2,200 lbs, 1000 kg

Model 40 Wood, Concrete & Pipe Clamp

Clamping force
40 tons, 355 kN
Weight
3,220 lbs, 1460 kg



6.5' Caisson Beam with Model 100BH Caisson Clamps

Clamping force
220 tons, 1975 kN
Weight
3,285 lbs, 1500 kg

Other Model 416L Accessories

12' Caisson beam Sled for 26° leads
10' Clamp extension Low-headroom suppressor
90° Turning plate Vibrator stand
Bias weights Wireless remote

Model 416L Vibrator Specifications

Eccentric moment	2,200 in-lbs	25 kg-m
Maximum frequency	1700 vpm	
Driving force	100 tons	886 kN
Centrifugal force	90 tons	790 kN
Amplitude (free w/o clamp)	0.9 in	23 mm
Standard line pull for extracting	40 tons	356 kN
Maximum line pull for extracting	40 tons	356 kN
Weight (no clamp or hoses)	7,850 lbs	3561 kg
Non-vibrating weight	3,060 lbs	1388 kg
Height without clamp (H)	70 in	1778 mm
Length (L)	95 in	2413 mm
Width (W)	17 in	432 mm
Throat width (TW)	14 in	356 mm
Hydraulic hose length	150 ft	46 m
Hydraulic hose weight	1,425 lbs	646 kg
Height with sheeting clamp* (HH)	108 in	2740 mm
Weight with sheeting clamp & 1/2 hoses*	10,765 lbs	4882 kg
Height with beam & caisson clamps*	96 in	2440 mm
Weight with beam & caisson clamps*	11,500 lbs	5215 kg

* See "Clamps and Accessories Manual" for in depth description

Model 350E Power Unit Specifications

Engine	Caterpillar C9	
Power	350 HP	261 kW
Operating speed	1,850 rpm	1850 rpm
Max. motors pressure	5,500 psi	380 bar
Motors flow (no load)	97 gpm	367 lpm
Clamp pressure	4,500 psi	310 bar
Clamp flow	6 gpm	24 lpm
Weight (w/ full fluid & 1/2 fuel)	11,350 lbs	5150 kg
Length	130 in	3300 mm
Width	63 in	1600 mm
Height	87 in	2200 mm
Hydraulic reservoir	275 gal	1040 liters
Fuel capacity	118 gal	445 liters

International Construction Equipment, Inc.
301 Warehouse Drive
Matthews, NC 28104 USA
888-ICE-USA1 / 704-821-8200
sales@iceusa.com / www.iceusa.com

Constant improvement and engineering progress make it necessary that ICE®, Inc. reserve the right to make specification changes without notice. Please consult ICE® for the latest available information.

"Due to improvements to ICE manufactured products and the EPA mandated Tier III emission regulations, unit specifications are subject to change without notice. Please contact ICE engineering department to confirm possible changes."