

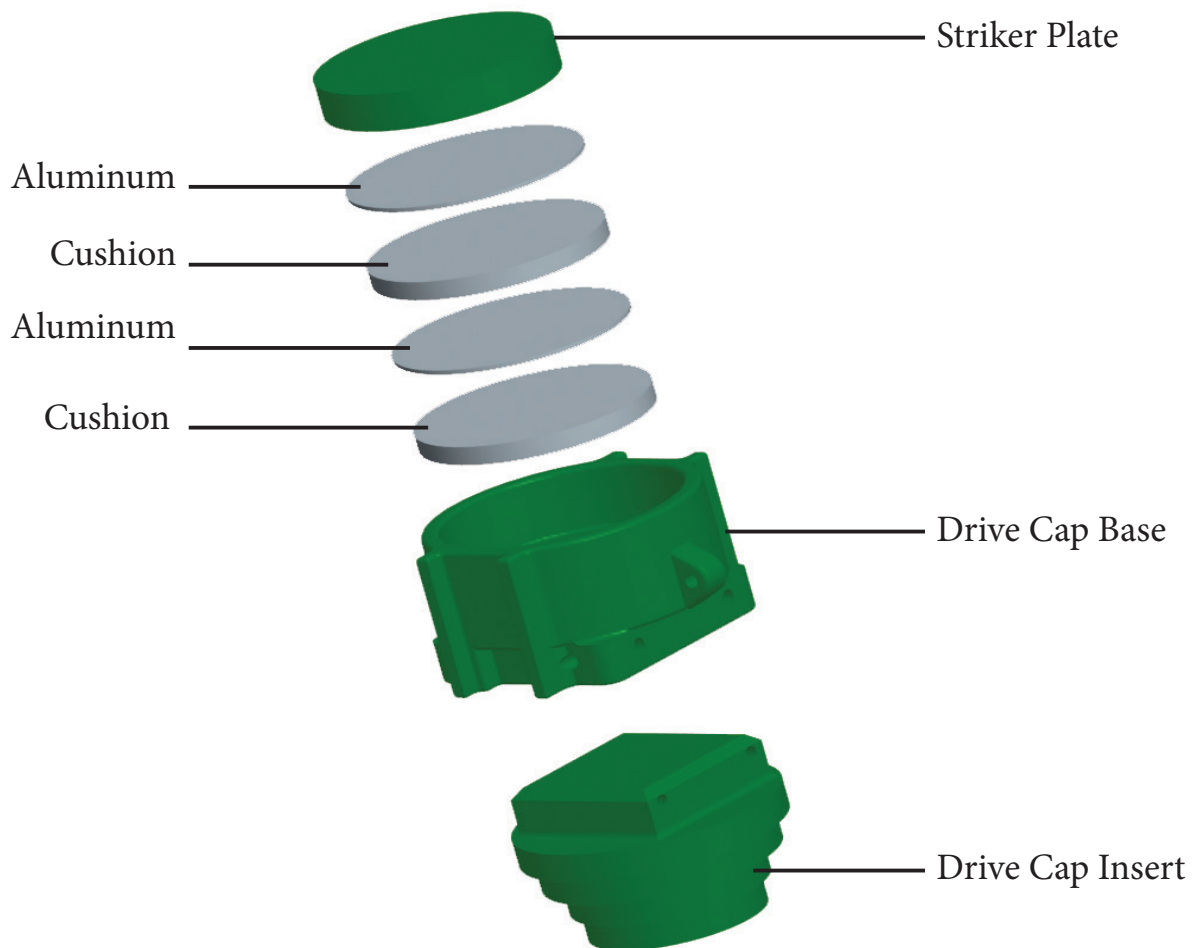


WWW.ICEUSA.COM  
888-ICE-USA1

# ICE® DRIVE CAP SYSTEM

ICE® drive cap system provides flexibility & cost savings for the contractor who drives various types/ sizes of piles or owns different sizes of pile hammers.

ICE® drive caps may be used with ICE® diesel & hydraulic impact hammers and many other manufacturers' hammers.



©International Construction Equipment Inc. All rights reserved.

The ICE® drive cap system includes the following four components:

- 1) Drive cap base which holds striker plate and cushion material in the top
- 2) Striker plate for single-acting diesels or striker block for hydraulic impact hammers
- 3) Cushion material - either nylon / aluminum or micarta / aluminum
- 4) Drive cap inserts for specific types of piles

Single piece drive caps are also available for larger hammers and piles.



DESIGNED AND MANUFACTURED IN USA BY ICE®

WORLD LEADER IN COST-EFFECTIVE FOUNDATION EQUIPMENT SINCE 1974.

Constant improvement and engineering progress make it necessary that ICE®, Inc reserve the right to make specification changes without notice.  
Please consult ICE® for the latest available information.




# ICE® DRIVE CAP SYSTEM



## DRIVE CAP BASES & INSERTS

WWW.ICEUSA.COM  
888-ICE-USA1


### DRIVE CAP BASES

	DCB-20	DCB-1	DCB-1HD	DCB-2HD	DCB-3HD					
	700294	700005	700245	700236	700234					
	8" x 20" Leads	8" x 26" Leads	8" x 26" Leads	8" x 32" Leads	8" x 36" Leads					
	I-8, I-12, I-19 30S, 32S, 42S	I-8, I-12, I-19 30S, 32S, 42S	I-12, I-19, I-30 60S, 80S	I-36, I-46, I-62 100S, 120S, 205S	I-80, I-100					
		115, IP2, IP3, IP4	160, 220, IP5, IP7	275						
BASE	DCB-20	760 lbs	DCB-1	1065 lbs	DCB-1HD	1245 lbs	DCB-2HD	1670 lbs	DCB-3HD	2340 lbs
STRIKER	4" x 16.5"	250 lbs	4" x 22.5"	460 lbs	4" x 22 1/2"	460 lbs	6" x 25"	845 lbs	8" x 30"	1410 lbs
ALUMINUM	1/2" x 16.5"	11 lbs	1/2" x 22.5"	20 lbs	1/2" x 22 1/2" (2)	40 lbs	1/2" x 25" (2)	50 lbs	1/2" x 30" (2)	72 lbs
CUSHION	2" x 16.5"	19 lbs	2" x 22.5"	35 lbs	2" x 22 1/2" (2)	70 lbs	2" x 25" (2)	84 lbs	2" x 30" (2)	120 lbs
COMBINED WEIGHT	1040 lbs		1580 lbs		1815 lbs		2649 lbs		3942 lbs	


### INSERTS FOR H-BEAMS

	DCH-1	700032	780 lbs	10", 12" & 14" H-Beams 12" Pipe PS28 & PS32 sheet piling
	DCH-14	700358	955 lbs	12" & 14" H-Beams either way
	DCH-18	700369	1405 lbs	16" & 18" H-Beams either way
	DCH-2	700193	1010 lbs	14" H-Beams with 360° rotation

### INSERTS FOR PIPE PILES

	DCP-16	700035	615 lbs	Pipe and monotube to 16"
	DCP-24	700037	1260 lbs	18" - 24" Pipe
	DCP-30	700040	2530 lbs	24", 26" & 30" Pipe

### INSERTS FOR CONCRETE PILES

	DCC-10	700020	545 lbs	10" Square, round or octagonal concrete 10" H-Beams
	DCC-12	700021	725 lbs	12" Square, round or octagonal concrete 12" H-Beams 10" Hexagonal concrete
	DCC-14	700022	1080 lbs	14" Square, round or octagonal concrete 14" H-Beams 12" Hexagonal concrete
	DCC-16	700023	1260 lbs	16" Square, round or octagonal concrete 14" Hexagonal concrete
	DCC-18	700024	1415 lbs	18" Square, round or octagonal concrete 16" Hexagonal concrete
	DCC-20	700025	1590 lbs	20" Square, round or octagonal concrete 18" Hexagonal concrete
	DCC-24	700026	1775 lbs	24" Square, round or octagonal concrete 20" Hexagonal concrete



DESIGNED AND MANUFACTURED IN USA BY ICE®

WORLD LEADER IN COST-EFFECTIVE FOUNDATION EQUIPMENT SINCE 1974.



WWW.ICEUSA.COM  
888-ICE-USA1

# ICE® DRIVE CAP SYSTEM

## DRIVE CAP BASES & INSERTS

### INSERTS FOR SHEET PILES

	DCS-1	700029	1165 lbs	12" Deep Z-sheet piles	8" x 26" Leads
	DCS-2	700030	1130 lbs	Flat sheet piles	8" x 26" Leads
	DCS-3	700031	1870 lbs	14" Deep Z-sheet piles	8" x 32" Leads
	DCS-4	700185	1280 lbs	16" Deep Z-sheet piles	8" x 26" Leads
	DCS-5	700186	2365 lbs	18" Deep Z-sheet piles	8" x 32" Leads
	DCA-1		2600 lbs	ARBED Beam & sheet pile wall, wide-flange beams	8" x 26" Leads

### INSERTS FOR TIMBER PILES

	DCT-1	700042	700 lbs	Timber piles to 16" 10" Square concrete 14" Round concrete 12" Pipe
--	-------	--------	---------	--



DESIGNED AND MANUFACTURED IN USA BY ICE®

WORLD LEADER IN COST-EFFECTIVE FOUNDATION EQUIPMENT SINCE 1974.

Constant improvement and engineering progress make it necessary that ICE, Inc reserve the right to make specification changes without notice. Please consult ICE® for the latest available information.




WWW.ICEUSA.COM  
888-ICE-USA1


# ICE® DRIVE CAP SYSTEM

## DRIVE CAPS


### DRIVE CAPS FOR CONCRETE

Cap	Item	Application	Leads	Cushion	Striker	Cap Weight	
	DHC-24	24" Concrete piles	8" x 32" 8" x 36"	1/2"x25" AL (2) 2"x25" Nylon (2)	6" x 25"	4,600 lbs	
	DHC-24HD		700368		8" x 32" 8" x 36"	8" x 25"	5,635 lbs
	DHC-30	30" Concrete piles	8" x 36"	1/2"x30" AL (2) 2"x30" Nylon (2)	8" x 30"	4,485 lbs	
	DHC-30HD		700122		8" x 36" 8" x 42"	8" x 30"	5,870 lbs
	DHC-36HD		700343		8" x 42"	8" x 30"	7,450 lbs

### DRIVE CAPS FOR PIPE

Cap	Item	Application	Leads	Cushion	Striker	Cap Weight
	DHP-42	20" - 39" Pipe piles	8" x 42"	1/2" x 30" AL (2) 2" x 30" Nylon (2)	8" x 30"	5,200 lbs
	DHP-48	24, 30, 36, 42, 48" Pipe piles	8" x 48" 8" x 54"	1/2 x 30 AL (3) 1 x 30 Micarta (3)	8" x 30"	11,570 lbs
	DHP-66	36, 42, 54, 60, 66" Pipe piles	66" x 8" 66" x 12"	1/2 x 37 AL (3) 1 x 37 Micarta (3)	12" x 37"	26,600 lbs

### DRIVE CAPS FOR CONCRETE CYLINDER PILES

Cap	Item	Application	Leads	Cushion	Striker	Cap Weight
	DHCC-36	36" Cylinder piles	8" x 42"	1/2"x30" AL (2) 2"x30" Nylon (2)	8" x 30"	6,480 lbs
	DHCC-54	54' Diam. x 6" wall max concrete cylinder piles	66" x 8"	1/2 x 27 AL (3) 1 x 27 Micarta (3)	12" x 27"	13,161 lbs



DESIGNED AND MANUFACTURED IN USA BY ICE®

WORLD LEADER IN COST-EFFECTIVE FOUNDATION EQUIPMENT SINCE 1974.